

# Type SST

## Square Ceramic Surface Mount Slow Blow Fuse

**HF** **Pb** SST Series - 2410 Size

RoHS 6 Compliant

### Features

- Slow Blow
- Small size, 2410 SMD
- Wide range of current rating from 375mA to 7A
- Wide operating temperature range
- Tape & Reel for auto-insert SMD process
- RoHS 6 compliant (MSL = 1)
- Halogen Free
- Leadfree

### Applications

- Notebook
- LCD monitor
- PC computer
- Office electronic equipment
- Industrial equipment
- Medical equipment
- POE, POE+
- LCD / LED monitor
- Power supply
- LCD / LED TV

LEAD FREE = **Pb**  
 HALOGEN FREE = **HF**



### Electrical Characteristics (UL/CSA/STD. 248-14)



Testing Current	Blow Time	
	Minimum	Maximum
100%	4 Hrs.	N/A
200%	1 Sec	60 Sec
300%	0.2 Sec	3 Sec
800%	0.02 Sec	0.1 Sec

### Safety Agency Approvals

SAFETY AGENCY	SAFETY AGENCY CERTIFICATE	VOLTAGE RATING (V)	AMPERE RANGE / VOLT @ I.R. ABILITY*
<b>SP</b>	LR39772	375mA - 7A / 125V AC 125V DC	375mA - 7A / 125V AC @50A 125V DC @50A
<b>UL</b> US	E20624		

\* I.R. = INTERRUPTING RATING = SHORT CIRCUIT RATING (AMPS)

### Physical Specifications

Materials	Body : Ceramic
	Terminations : Palladium plated Brass Caps
Marking	On Fuse :
	"Current Rating" in green color, "bel" stamped in end caps.
	On Label :
	"bel", "SST", "Current Rating", "Voltage Rating", "Interrupting Rating", " Appropriate Safety Logos" and "  ", "  "(China RoHS compliant).

Specifications subject to change without notice



Bel Fuse Inc.  
 206 Van Vorst Street  
 Jersey City, NJ 07302 USA

+1 201.432.0463  
 techhelp@belf.com  
[belfuse.com](http://belfuse.com)

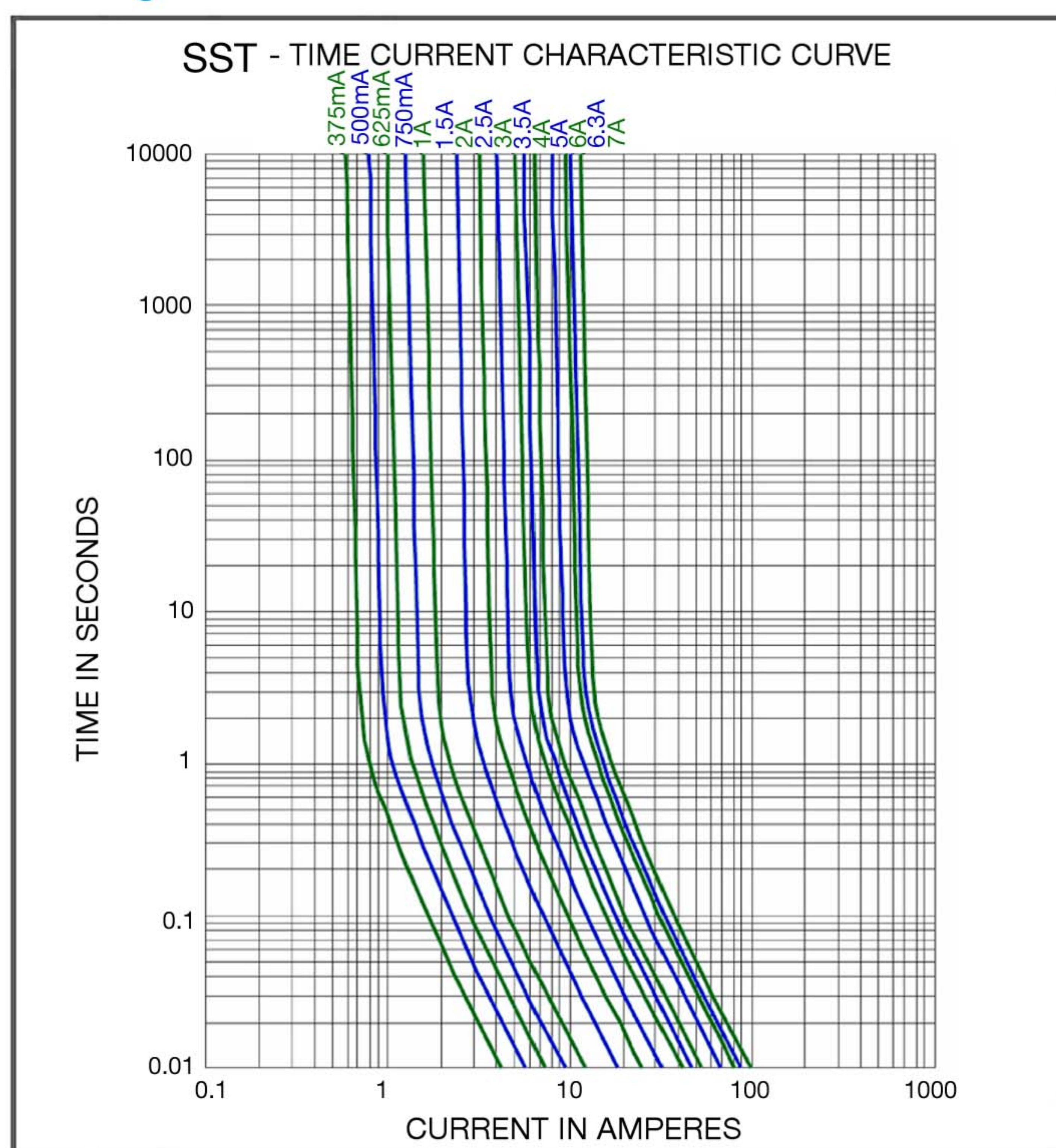
# Type SST

## Square Ceramic Surface Mount Slow Blow Fuse

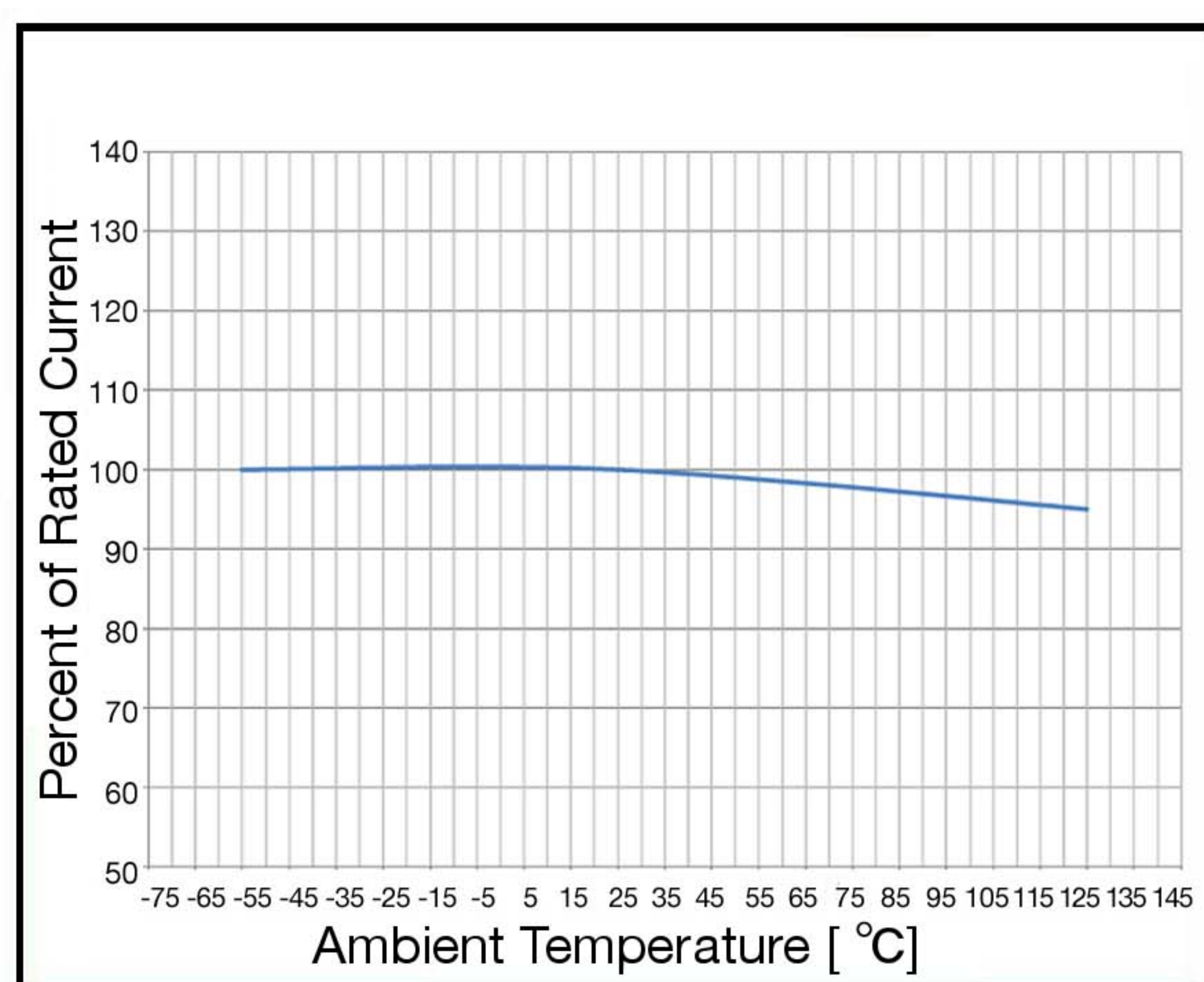
HF (Pb) SST Series - 2410 Size

RoHS 6 Compliant

### Average Time Current Curve



### Temperature Derating Curve



### Electrical Specifications

Catalog Number	Ampere Rating (A)	Typical Cold Resistance (ohm)	Volt-drop @100% In (Volt) max.	Voltage and Interrupting Ratings	Melting I <sup>2</sup> T <10 m Sec (A <sup>2</sup> Sec)	Melting I <sup>2</sup> T @10 In (A <sup>2</sup> Sec)	Maximum Power Dissipation (W)	Agency Approvals	
								UL	SP
SST 375	375mA	0.72	0.53	See Table of Safety Approvals on Page 1 for Voltage and associated Interrupting Ratings	0.15	0.15	0.25	Y	Y
SST 500	500mA	0.49	0.52		0.27	0.28	0.30	Y	Y
SST 625	625mA	0.40	0.50		0.45	0.47	0.35	Y	Y
SST 750	750mA	0.25	0.42		0.66	0.69	0.39	Y	Y
SST 1	1A	0.162	0.35		1.2	1.3	0.47	Y	Y
SST 1.5	1.5A	0.081	0.26		3	3.1	0.62	Y	Y
SST 2	2A	0.061	0.24		5	5.7	0.68	Y	Y
SST 2.5	2.5A	0.044	0.22		9	9	0.74	Y	Y
SST 3	3A	0.033	0.20		14	16	0.80	Y	Y
SST 3.5	3.5A	0.027	0.19		18	20	0.84	Y	Y
SST 4	4A	0.024	0.19		23	26	0.88	Y	Y
SST 5	5A	0.017	0.18		38	43	0.95	Y	Y
SST 6	6A	0.013	0.18		56	63	1.02	Y	Y
SST 6.3	6.3A	0.012	0.17		62	70	1.03	Y	Y
SST 7	7A	0.011	0.16		80	90	1.08	Y	Y

Consult manufacturer for other ratings

Specifications subject to change without notice



Bel Fuse Inc.  
206 Van Vorst Street  
Jersey City, NJ 07302 USA

+1 201.432.0463  
techhelp@belf.com  
[belfuse.com](http://belfuse.com)

# Type SST

## Square Ceramic Surface Mount Slow Blow Fuse

HF (Pb) SST Series - 2410 Size

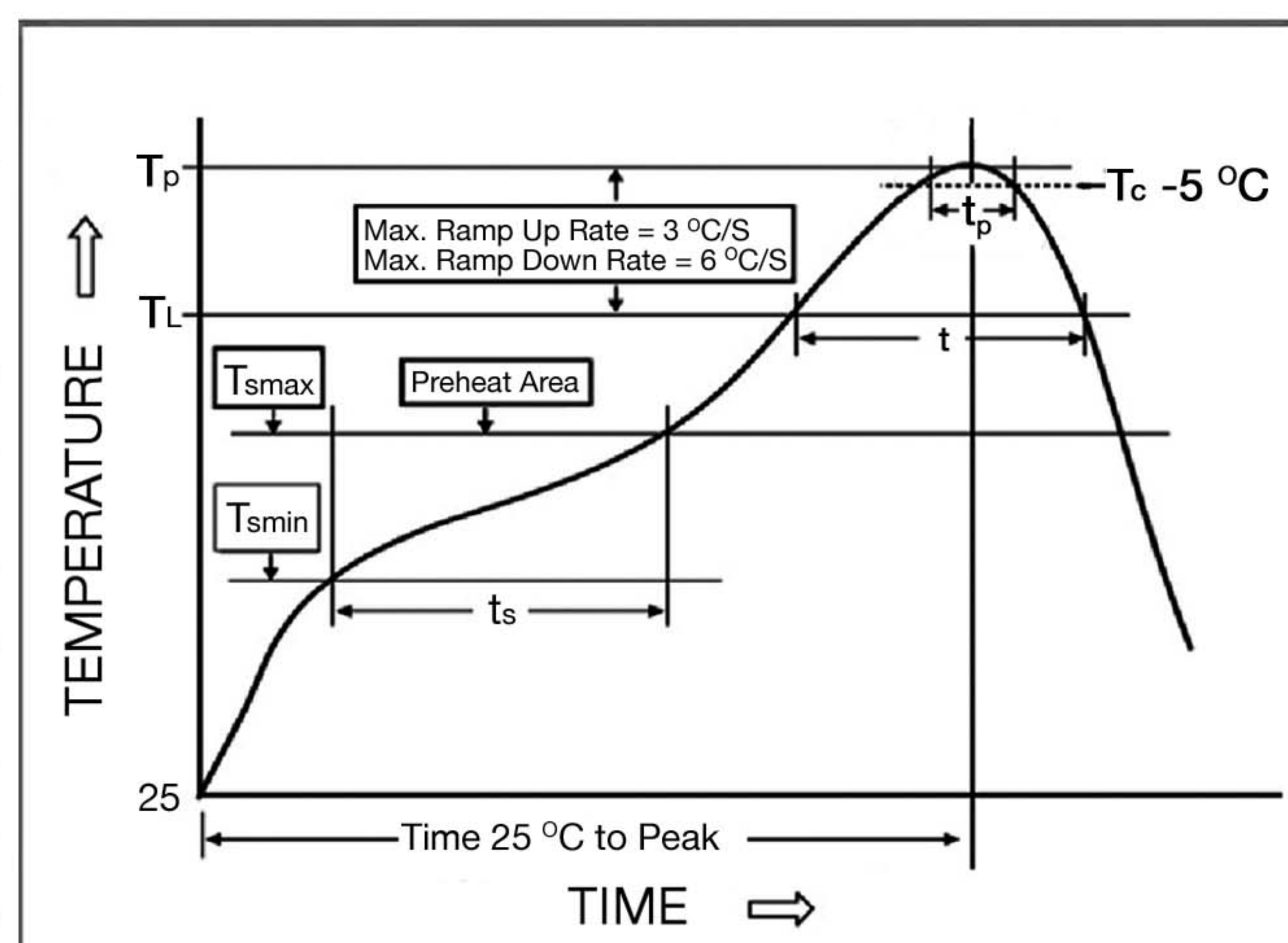
RoHS 6 Compliant

### Environmental Specifications

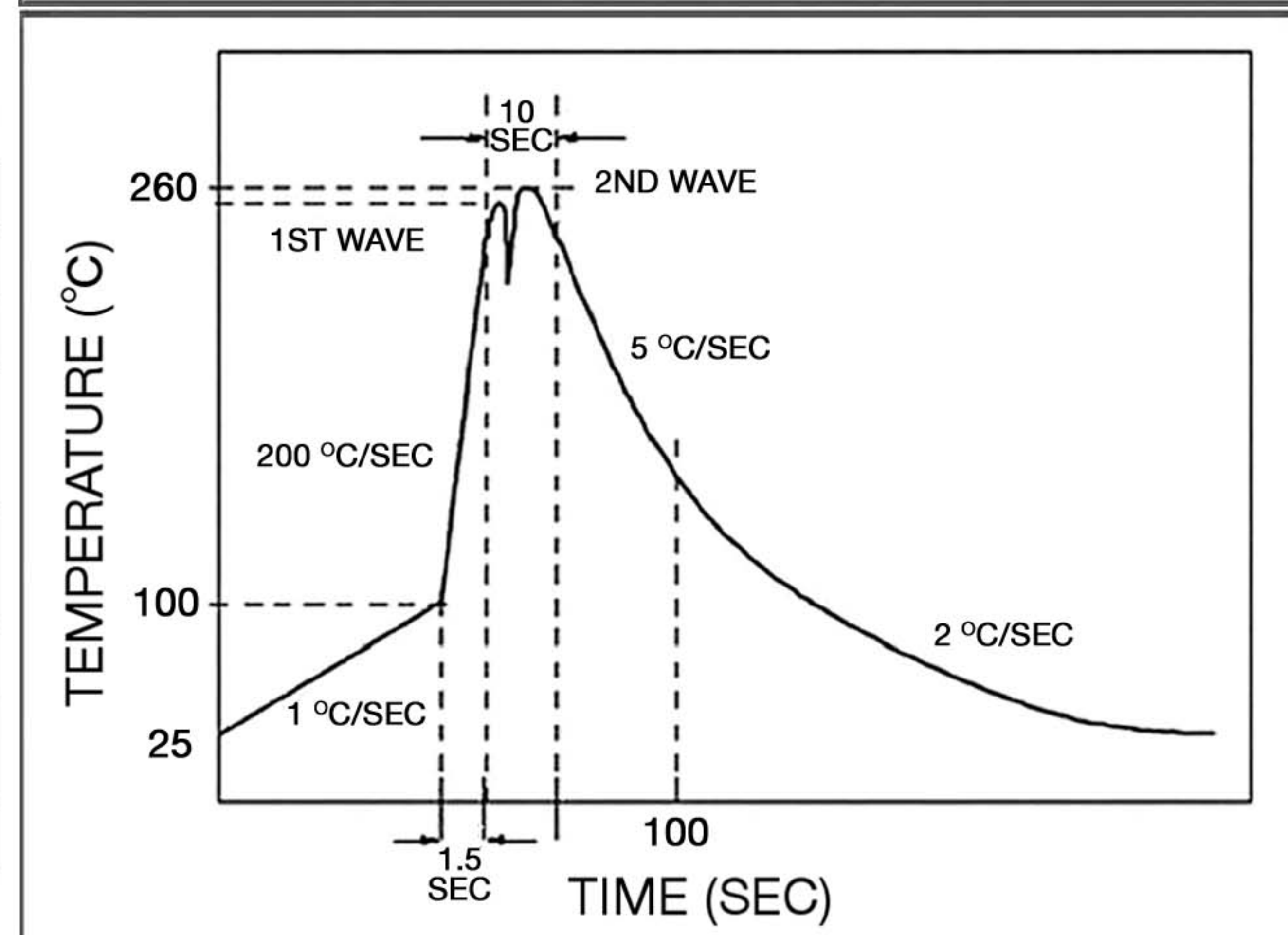
Shock Resistance	MIL-STD-202G, Method 213B, Test Condition 1 (100 G's peak for 6 milliseconds; Sawtooth waveform)
Vibration Resistance	MIL-STD-202G, Method 201A(10-55 Hz,0.06 inch, total excursion).
Salt Spray Resistance	MIL-STD-202G, Method 101E, Test Condition B(48 hrs).
Insulation Resistance	MIL-STD-202G, Method 302, Test Condition A (After Opening) 10,000 ohms minimum.
Solderability	MIL-STD-202G, Method 208H
Resistance to solder Heat	MIL-STD-202G, Method 210F, Test Condition C.Top Side(260 °C, 20 sec) MIL-STD-202G, Method 210F, Test Condition D.Bottom Side(260 °C,10 sec)
Thermal Shock	MIL-STD-202G, Method 107G, Test Condition B (-65 °C to +125 °C).
Operating Temperature	-55 °C to +125 °C
Moisture Sensitivity Level	1 (According to IPC J-Std-020)

### Soldering Parameters

IR Reflow Profile (IPC/JEDEC J-STD-020D)	
<b>Preheat &amp; Soak</b>	
Temperature min ( $T_{smin}$ )	150 °C
Temperature max ( $T_{smax}$ )	200 °C
Time ( $T_{smin}$ to $T_{smax}$ ) ( $t_s$ )	60 -120 seconds
Average ramp-up rate ( $T_{smax}$ to $T_p$ )	3 °C/second max.
Liquidous temperature ( $T_L$ )	217 °C
Time at liquidous ( $t_L$ )	60 - 150 seconds
Peak temperature ( $T_p$ )	260 °C max
Time ( $t_p$ ) within 5 °C of the specified classification temperature ( $T_c$ )	30 seconds
Average ramp-down rate ( $T_p$ to $T_{smax}$ )	6 °C/second max.
Time 25 °C to peak temperature	8 minutes max.



Lead-free Wave Soldering Profile	
Wave Soldering Parameter	
Average ramp-up rate	200 °C / second
Heating rate during preheat	typical 1 - 2 °C / second Max 4 °C / second
Final preheat temperature	within 125 °C of soldering temperature
Peak temperature $T_p$	260 °C
Time within +0 °C / -5 °C of actual peak temperature	10 seconds
Ramp-down rate	5 °C / second max.



Specifications subject to change without notice



Bel Fuse Inc.  
206 Van Vorst Street  
Jersey City, NJ 07302 USA

+1 201.432.0463  
techhelp@belf.com  
[belfuse.com](http://belfuse.com)

# Type SST

## Square Ceramic Surface Mount Slow Blow Fuse

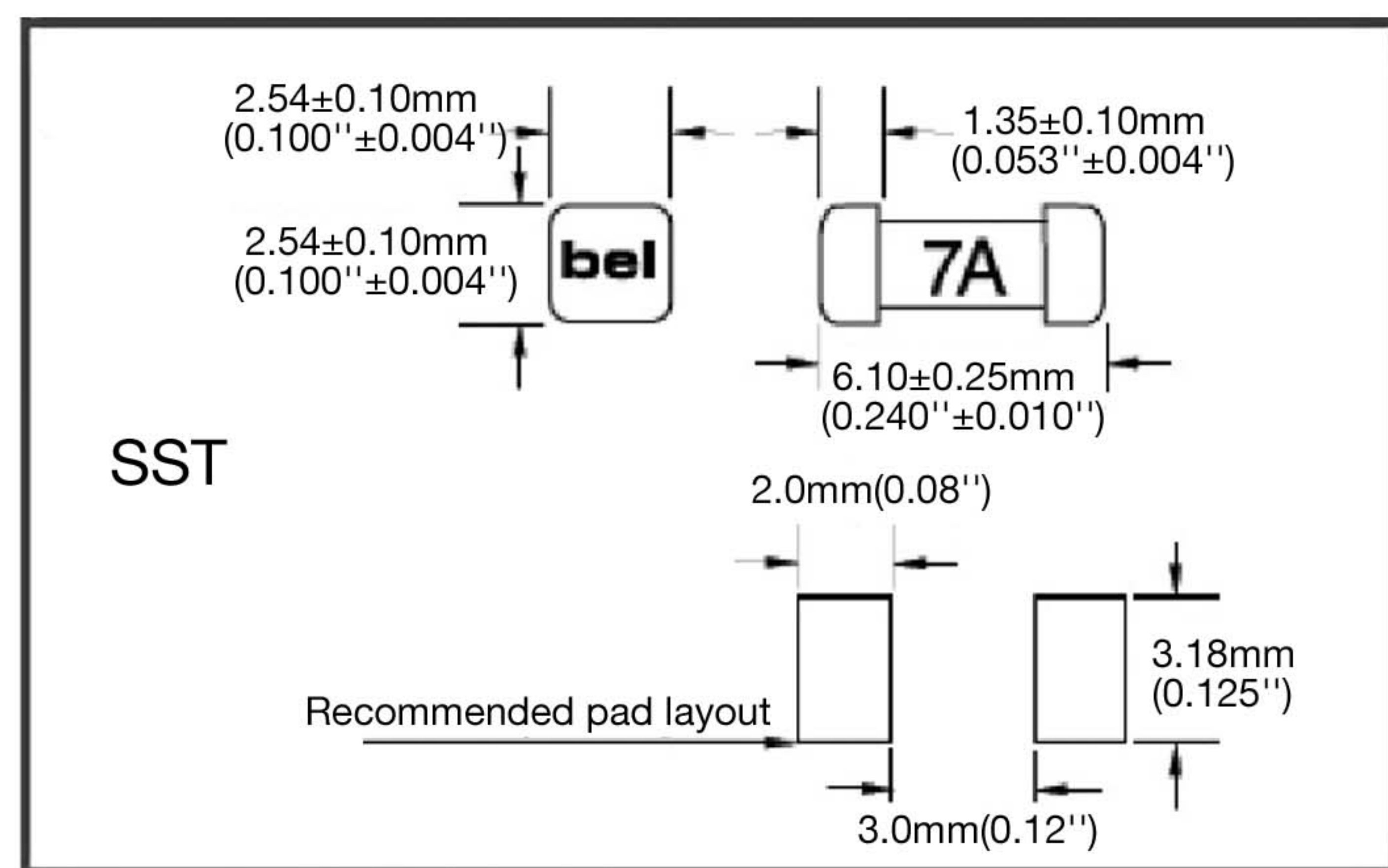
HF (Pb) SST Series - 2410 Size

RoHS 6 Compliant

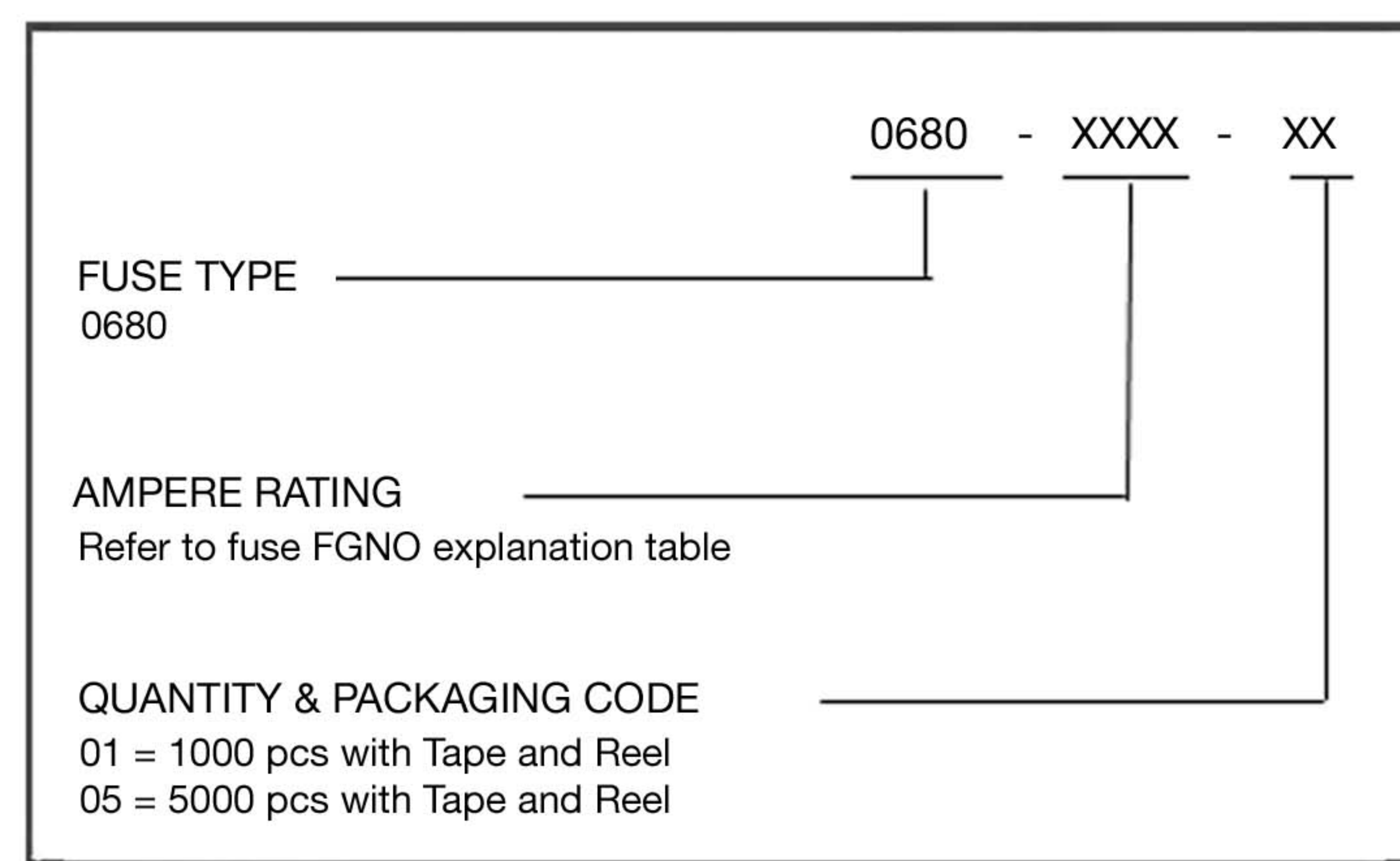
### Fuse FGNO Explanation 06XX X [XXXX] X XX, [XXXX]=Ampere Rating

Fraction	Decimal	Milliamps	Bel FGNO[XXXX]	Fraction	Decimal	Amps	Bel FGNO[XXXX]
1/32	0.032	32	0032		1.0	1	1000
1/25	.040	40	0040	1-1/4	1.25	1.25	1250
1/20	.050	50	0050	1-1/2	1.50	1.5	1500
1/16	.063	63	0063		1.60	1.6	1600
8/100	.080	80	0080		2.0	2	2000
1/10	.100	100	0100	2-1/4	2.25	2.25	2250
1/8	.125	125	0125	2-1/2	2.5	2.5	2500
15/100	.150	150	0150		3.0	3	3000
	.160	160	0160		3.15	3.15	3150
2/10	.200	200	0200	3-1/2	3.5	3.5	3500
1/4	.250	250	0250		4.0	4	4000
3/10	.300	300	0300		5.0	5	5000
	.315	315	0315		6.0	6	6000
3/8	.375	375	0375		6.3	6.3	6300
4/10	.400	400	0400		7.0	7	7000
1/2	.500	500	0500	7-1/2	7.5	7.5	7500
6/10	.600	600	0600		8.0	8	8000
	.630	630	0630			10	9100
7/10	.700	700	0700			12	9120
3/4	.750	750	0750			15	9150
8/10	.800	800	0800			20	9200
						25	9250
						30	9300

### Mechanical Dimensions



### Ordering Information



### Packaging

Packaging Tape & Reel	Packaging Specification	Quantity	Quantity & Packaging Code
12 mm wide tape with 13 inches Diameter reel	EIA Standard 481-E	5000	05
12 mm wide tape with 7 inches Diameter reel	EIA Standard 481-E	1000	01

Specifications subject to change without notice



Bel Fuse Inc.  
206 Van Vorst Street  
Jersey City, NJ 07302 USA

+1 201.432.0463  
techhelp@belf.com  
[belfuse.com](http://belfuse.com)